

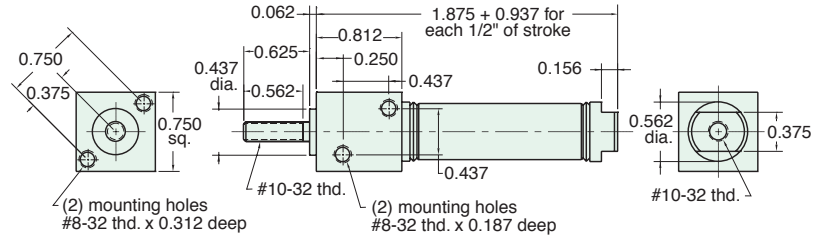
# 1/2" BORE STAINLESS STEEL CYLINDER



## FSR-08-□-□

Single Acting

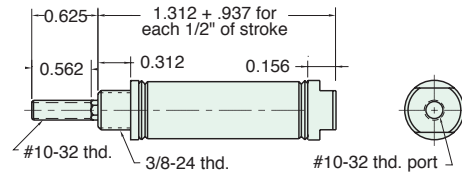
**Mount:** Front      **Standard Stroke Lengths:** 1/2", 1", 1-1/2", 2", 3", 4"  
**Type:** Rotating Rod      **Spring Compressed:** 2 lbs. **Spring At Rest:** 0.9 lbs.  
**Options:** M, B, H, V, S, N, W      **Maximum Stroke:** 23"      For B option add 0.500  
 For M option add 0.312  
 For S option add 0.187



## SSN-08-□-□

Single Acting

**Mount:** Stud      **Standard Stroke Lengths:** 1/2", 1", 1-1/2", 2", 3", 4"  
**Type:** Non-Rotating Rod      **Spring Compressed:** 2 lbs. **Spring At Rest:** 0.9 lbs.  
**Options:** M, B, H, V, S, N      **Maximum Stroke:** 23"      For B option add 0.500  
 For M option add 0.312  
 For S option add 0.187

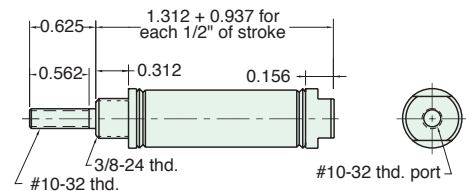


Nuts included, but not shown on drawing

## SSR-08-□-□

Single Acting

**Mount:** Stud      **Standard Stroke Lengths:** 1/2", 1", 1-1/2", 2", 3", 4"  
**Type:** Rotating Rod      **Spring Compressed:** 2 lbs. **Spring At Rest:** 0.9 lbs.  
**Options:** M, B, H, V, S, N, W      **Maximum Stroke:** 23"      For B option add 0.500  
 For M option add 0.312  
 For S option add 0.187

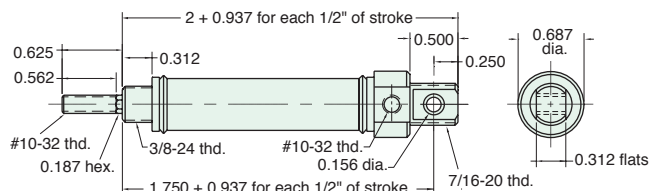


Nuts included, but not shown on drawing

## USN-08-□-□

Single Acting

**Mount:** Universal      **Standard Stroke Lengths:** 1/2", 1", 1-1/2", 2", 3", 4"  
**Type:** Non-Rotating Rod      **Spring Compressed:** 2 lbs. **Spring At Rest:** 0.9 lbs.  
**Options:** M, B, H, V, P6, N      **Maximum Stroke:** 23"      For B option add 0.500  
 For M option add 0.312



Furnished without nut(s). See Chart on Page 14.